

17 GENNAIO 2014

LUNEDÌ

MAGO SILENZIO CI

REGALA UNA BELLA

FORMULA MAGICA:

P I M . P P U I M . P P A M : DUE

POLLETTI TRE CAPPONI

POMODORO E

PEPERONE INCANTESIMO

GOLOSONE. DI CHE

COSA SEI GOLOSO

TU?

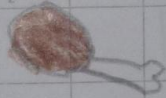
PANDORO



POMODORO




POLLO

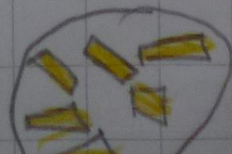


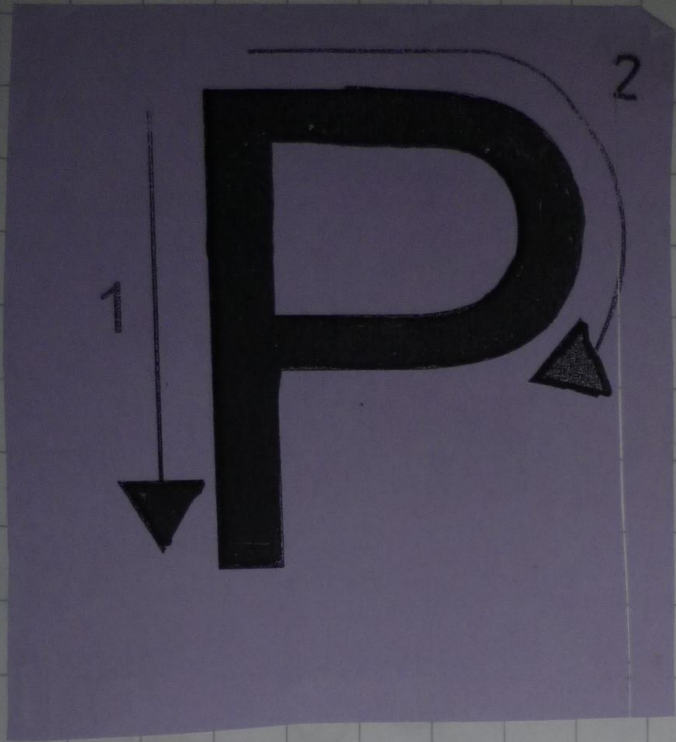
PASTA

PIZZA

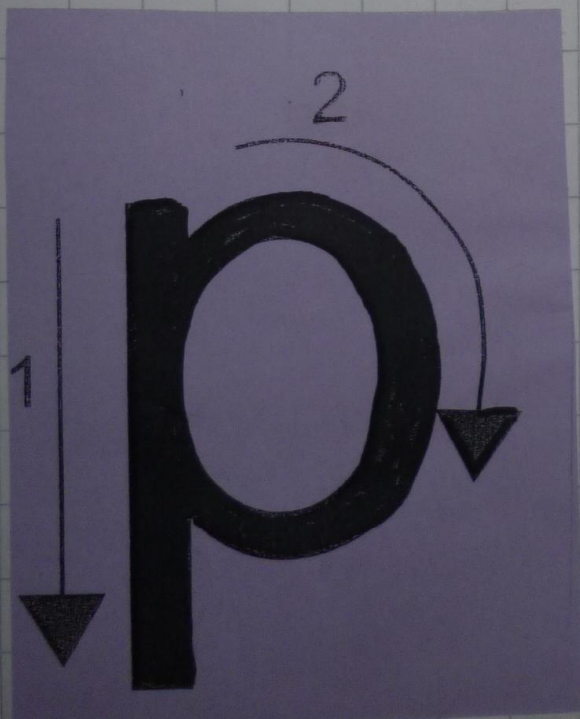


PATATINE





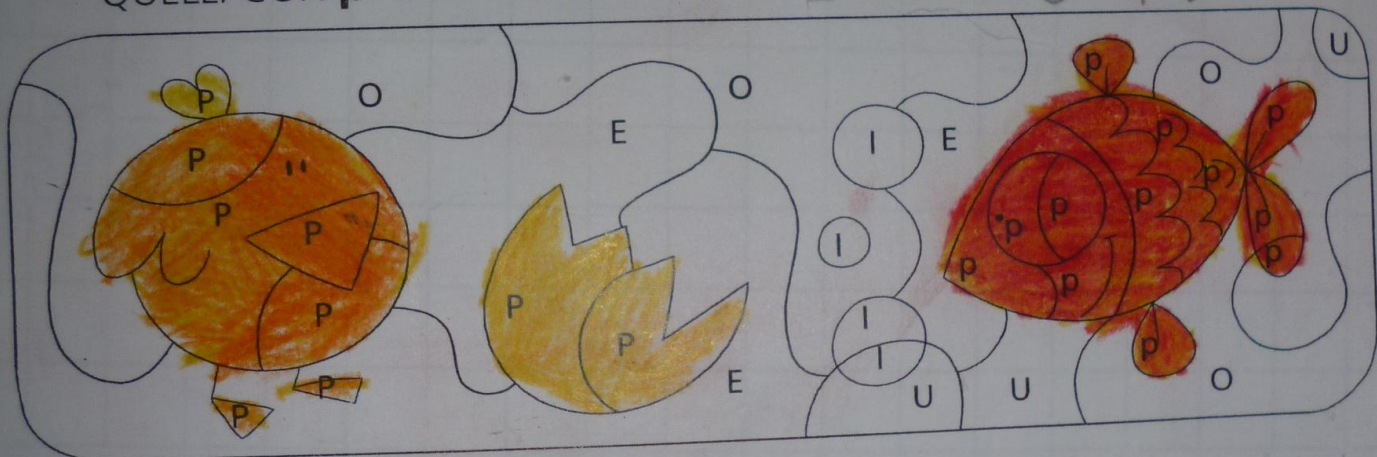
P P P P P P P P P P
P P P P P P P P P P





PASSA UN PAPERINO
 CON LA PIPA IN BOCCA,
 GUAI A CHI LO TOCCA.
 UNO DUE E TRE
 TOCCA PROPRIO A TE...


● COLORA CON IL GIALLO GLI SPAZI CON **P**, CON IL ROSSO QUELLI CON **p**. CHE COSA APPARE? **PULCINO - PESCE**



188 GENNAIO 2014

MARTEDÌ

CERCHIA PA PE PI PO PU.



PATATE POMODORI

PERE PEPERONI

PURÈ POLLO PIZZA

LA PALLA

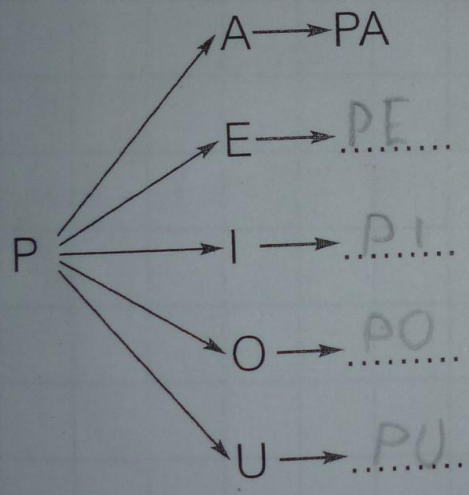
1. CERCHIA LA **P** E RICOPIA.



P I E R O G I O C A
 P I E R O G I O C A

C O N L A **P** A L L A
 C O N L A P A L L A

2. FORMA LE SILLABE E COMPLETA.



-  P A N E
-  P E R A
-  P I Z Z A
-  P O N T E
-  P U L C I N O

3. COMPLETA CON **PA - PE - PI - PO - PU**.



TO...PO...



PE...EDE



SA...PO...NE



PI...PA...



PU
 M...MA



...PAPE...RINO

LA PALLA

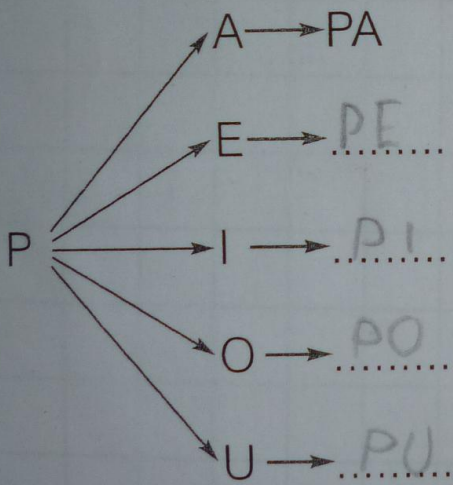
1. CERCHIA LA **(P)** E RICOPIA.



P I E R O G I O C A
 P I E R O G I O C A

C O N L A **P** A L L A
 C O N L A P A L L A

2. FORMA LE SILLABE E COMPLETA.



PA...NE



PE...RA



PI...ZZA



PO...NTE



PU...LCINO

3. COMPLETA CON **PA - PE - PI - PO - PU**.



TO...PO



PE...EDE



SA...PO...NE



PI...PA



PU
 MU...MA



...PAPE...RINO